

New Channels, New Approaches, New Data Formats

Fernando Rocha
Department of Statistics (DSTAT)
Banco Central do Brasil (BCB)

Santiago, September 27, 2023

Introduction

- The UN Fundamental Principles of Official Statistics refers to official statistics as “*an indispensable element in the information system of a democratic society, serving the ... public with data ... to honour citizens’ entitlement to public information*”.
- The Principles also refers to actions by statistical authorities to “*facilitate a correct interpretation of the data*”.
- If we want to reach a broader audience, mostly made up of non-experts, what more should we do to implement the Principles?

Introduction

- Unlock **new channels** to reach new audiences.
- Adopt **new outreach approaches** to data dissemination to enhance the understanding of datasets and increase their use and targeted audiences.
- Develop **new data formats** of a same dataset to disseminate the same information to different audiences, albeit with different levels of detail.
- In this regard, new channels and approaches are not ends but rather means of a data dissemination framework.

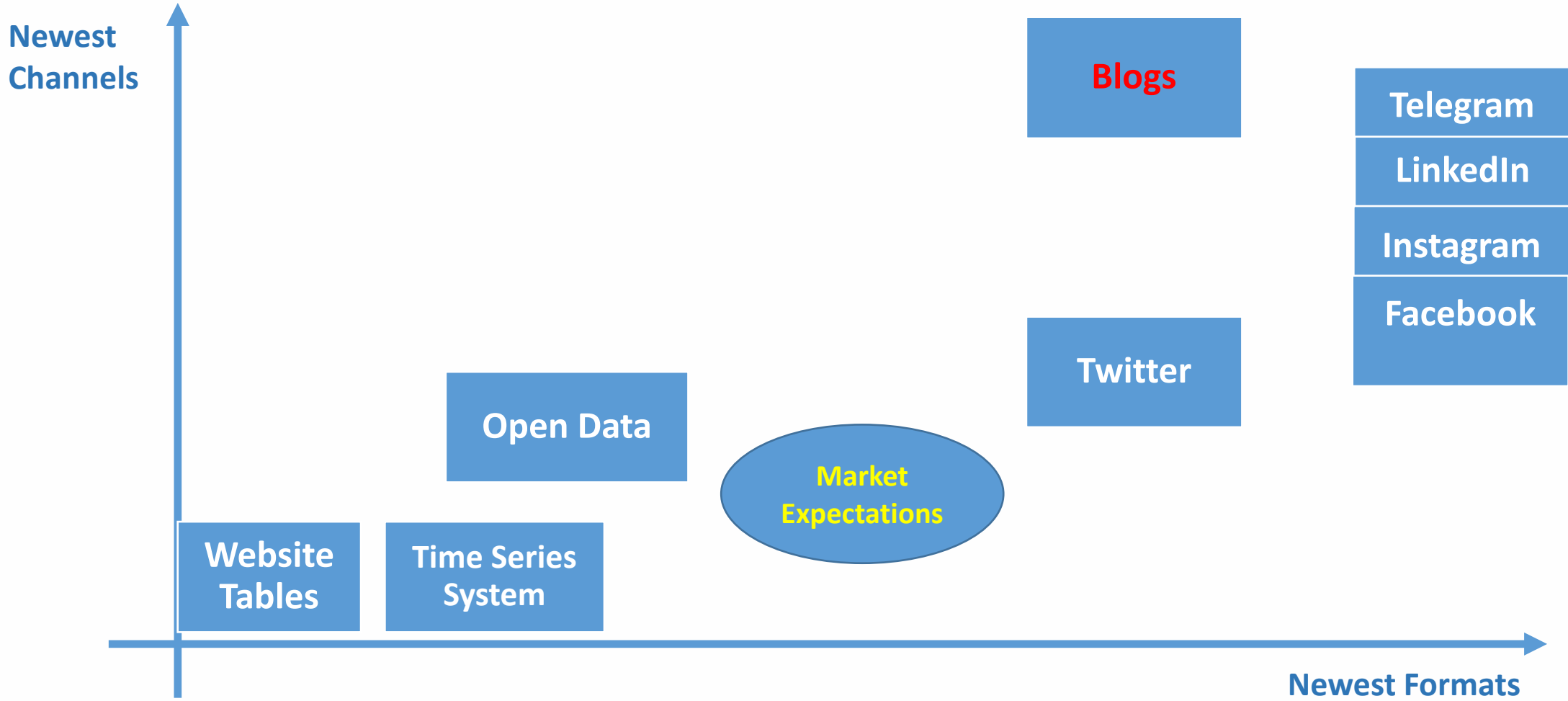
New Channels

- The **channels** are the means by which the BCB seeks to reach its audience. Channels, in this case, refer to the different media:
 - “Old”: press releases, pre-formatted statistical tables, press conferences, speeches; standardized time series, etc.
 - “New”: Big Data-type databases and BI presentations, Social Media.
- The introduction of new channels is a means by which the BCB seeks to reach the broadest **possible** audience.

New Approaches and New Formats

- The new **approaches** are essentially the means by which the BCB seeks to engage users in the use of its data. This includes, for example:
 - Placing more emphasis on **disseminating concepts and definitions**, informing potential users of the serviceability of the statistics disseminated by the BCB; and
 - **Asking data users' and providers' views** on data needs and data quality.
- The **new formats** seek to broaden the audience, catering to those who otherwise would not make use of statistics, and to enhance the serviceability of statistics to those who already use it.

BCB Statistics Channels and Formats



BCB Website and Social Media

- All statistics disseminated by the BCB are published on the BCB website: www.bcb.gov.br
- The BCB also resorts to several social media channels for the dissemination of data. The social media channels generally convey headline data, providing links to detailed statistics.
- There are also statistics compiled by the BCB that are part of IO data dissemination initiatives which are published only in IO websites, such as the CDIS, for example, in the IMF website.

BCB Statistics Channels and Formats: website

The screenshot shows the website bcb.gov.br/en/statistics/pressreleases. The header includes the **gov.br** logo, a **CORONAVÍRUS (COVID-19)** alert, and navigation links for **INFORMATION ACCESS**, **PARTICIPATE**, **LEGISLATION**, and **GOVERNMENT AGENCIES**. The Banco Central do Brasil logo is centered, with accessibility options (**ACCESSIBILITY**, **COLOR CONTRAST**, **PORTUGUÊS**) on the right. The main navigation bar contains **About**, **Monetary Policy**, **Financial Stability**, **Statistics** (selected), **Banknotes and Coins**, and **Publications and Research**. A search icon is also present. A dropdown menu for **Statistics** is open, listing: **Statistical press releases** (highlighted), **Financial system statistics**, **Time Series (SGS)**, **IF.data - Selected Information On Supervised Institutions**, **Selected Economic Indicators**, **Special series**, and **Special Data Dissemination Standard Plus**. The **Statistical press releases** sub-menu is also open, listing: **External sector statistics**, **Monetary and credit statistics**, **Fiscal statistics**, **Open market statistics**, **Press releases schedule**, **Methodological notes**, and **Previous editions of press releases**. A blue accessibility icon is visible in the bottom right corner of the dropdown menu.

BCB Statistics Channels and Formats: website

← → ↻ bcb.gov.br/en/statistics/fiscalstatistics

gov.br **CORONAVÍRUS (COVID-19)** INFORMATION ACCESS PARTICIPATE LEGISLATION GOVERNMENT AGENCIES

ACCESSIBILITY COLOR CONTRAST PORTUGUÊS

BANCO CENTRAL DO BRASIL

About Monetary Policy Financial Stability Statistics Banknotes and Coins Publications and Research

Home > Statistics > Statistical press releases > Fiscal statistics

Fiscal statistics

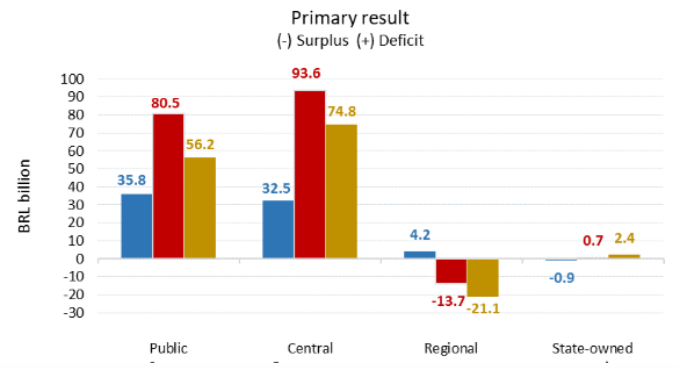
Press release – 8.31.2023

1. Fiscal results

The consolidated public sector registered a primary deficit of BRL 35.8 billion in July, compared with a surplus of BRL 20.4 billion in July 2022. The Central Government and regional governments posted respective deficits of BRL 32.5 billion and BRL 4.2 billion, while state-owned companies posted a surplus of BRL 904 million. In 12 months up to July, the consolidated public sector accumulated a deficit of BRL 80.5 billion, equivalent to 0.78% of GDP, 0.54 p.p. higher than the deficit accumulated up to June.

Accrued nominal interest of the consolidated public sector reached BRL 46.1 billion in July 2023, compared with BRL 42.9 billion in July 2022. In 12 months, nominal interest reached BRL 641.3 billion (6.18% of GDP) in

Text (pdf) Tables (xlsx) Previous editions Glossary



BCB Statistics Channels and Formats: [website](#)

1		A	B	C	D	E	F	G	H	I	J	K	L	M	N	O	P
1	Tabela 1 – Crédito ampliado ao setor não financeiro - Saldo (R\$ bilhões)																
2	O botão 2 na parte superior, à esquerda da tabela, permite a consulta a dados passados das séries e mostra cabeçalho em inglês. O botão 1 reverte a ação.																
3	Button 2 at the top, to the left of the table, allows you to consult data from former periods and shows headers in English. Button 1 reverts this action.																
4	TOTAL																Gov
5	Período	Empréstimos - SFN ^{1*}	Empréstimos - Outras sociedades financeiras ^{2*}	Empréstimos - Fundos governamentais ³	Empréstimos - Total	Títulos de dívida - Títulos públicos ^{4*}	Títulos de dívida - Títulos privados ^{5*}	Títulos de dívida - Securitizados ^{6*}	Títulos de dívida - Total ^{7*}	Dívida externa - Empréstimos	Dívida externa - Títulos emitidos no mercado externo	Dívida externa - Títulos emitidos no mercado doméstico ^{8*}	Dívida externa - Total	Total	% PIB	Empréstimos - SFN ^{9*}	Títu
6	Table 1 – Total credit to the nonfinancial sector - Balance (R\$ billion)																
7	TOTAL																Government
8	Period	Loans - NFS ^{1*}	Loans - Other financial corp ^{2*}	Loans - Govern. Funds ^{3*}	Loans - Total	Debt Securities Issued by gov ^{4*}	Debt Securities - Issued by NFC ^{5*}	Debt Securities - Securitization ^{6*}	Debt Securities - Total ^{7*}	External Debt - Loans	External Debt - Securit. issued at international market	External Debt - Securit. Issued at domestic market ^{8*}	External Debt - Total	Total	% GDP	Loans - NFS ^{9*}	Deb Issu
9	SGS	28185	28186	28187	28184	28189	28190	28191	28188	28189	28193	28194	28195	28192	28183	28215	28197
130	jan-2023	5.265	145	180	5.590	5.023	869	572	6.463	1.892	256	537	2.685	14.738	147,4	160	
131	fev-2023	5.267	147	180	5.594	5.098	871	572	6.541	1.936	259	544	2.740	14.875	147,7	166	
132	mar-2023	5.315	149	181	5.645	5.138	900	577	6.615	1.919	251	541	2.711	14.971	147,4	167	
133	abr-2023	5.315	150	181	5.646	5.269	904	597	6.771	1.861	257	542	2.660	15.077	147,5	166	
134	mai-2023*	5.342	152	182	5.676	5.246	912	594	6.752	1.889	260	541	2.691	15.119	147,1	167	
135	jun-2023*	5.360	152	183	5.695	5.422	902	614	6.939	1.799	248	566	2.613	15.247	147,6	169	
136	jul-2023*	5.352	153	184	5.688	5.392	908	622	6.922	1.763	245	551	2.559	15.170	146,2	171	
137																	
138	Variação %																
139	No mês	-0,1	0,7	0,5	-0,1	-0,6	0,7	1,3	-0,2	-2,0	-1,2	-2,7	-2,1	-0,5	-1,4	1,2	
140	No trimestre	0,7	2,0	1,7	0,7	2,3	0,4	4,2	2,2	-5,3	-4,7	1,7	-3,8	0,6	-1,3	3,0	
141	No ano	1,4	5,5	2,8	1,5	3,7	6,9	9,9	4,7	-7,9	-9,6	4,0	-5,7	1,6	-4,3	1,8	
142	Em 12 meses	8,4	9,3	7,6	8,4	5,9	24,2	21,7	9,3	-3,4	-11,6	10,9	-1,5	7,0	-3,9	3,6	
143																	
144	^{1*} Operações de crédito do sistema financeiro nacional (SFN), incluindo empréstimos, financiamentos e operações de arrendamento mercantil. Exclui as operações de crédito às entidades de intermediação financeira. Assim, o saldo total pode divergir das outras tabelas desta Nota para a Imprensa.																
145	^{2*} Operações de crédito dos fundos de pensão, de consórcios e das empresas do grupo BNDES.																
146	^{3*} Operações de crédito de fundos constitucionais não incluídos na carteira do SFN e, no caso das famílias, empréstimos do FIES (Fundo de Financiamento Estudantil).																
	Índice	Tab 1	Tab 2	Tab 3	Tab 4	Tab 5	Tab 6	Tab 7	Tab 8	Tab 9	Tab 10	Tab 11	Tab 12	Tab 13	Tab 14	Tab 15 ...	

BCB Statistics Channels and Formats: website

← → ↻ 🔒 www3.bcb.gov.br/sgspub/localizarseries/localizarSeries.do?method=prepararTelaLocalizarSeries



Time Series Management System - v2.1
Public module

Public user
11/09/2023 19:35
Português

[Search](#) | [My series lists](#) | [Configuration](#) | [Help](#)

Initial → Search series → Find series

[SGSFW0102] ?

Search

Select periodicity
All

Select option
By subject →
By code →
By source →
Abecip and BCB-Depec

No lists
Click [here](#) to create.

Ranking →
Disabled series →
Search for it (series name) →
Advanced Search →

Find series - Select a subject

Economic activity

Real sector, labor market, price indicators

Regional economy

Information on the real sector, external sector, public finance and credit by states and regions

International banking statistics

International banking statistics

External sector statistics

Balance of payments, International Investment Position (IIP), international reserves, external debt, Exchange rates, Foreign exchange market, and other indicators

Monetary statistics

Monetary policy, monetary aggregates, monetary and financial accounts statistics

Financial Inclusion

Financial Inclusion indicators.

Mercosur

Economic activity, monetary, fiscal and foreign sector indicators of Mercosur countries

National private financial system - Total

Organization and operation of the National Financial System

International economy

Economic activity indicators, financial indicators and foreign sector indicators of the selected countries

Financial Stability

Financial stability and soundness indicators concerning National Financial System

Credit statistics

Financial system credit operations (volume according to economic activity, quality, origin of the resources, interest rates)

Fiscal statistics

Net public debt and public sector borrowing requirements, Domestic securities, National Treasury budget operations, Expenditures with the federal government personnel, etc

Market expectations

Over-Selic rates, exchange rates, foreign direct investments, commercial balance, trade balance in current accounts, prices, fiscal results, industrial production and GDP

Capital and financial markets

Financial investments, Financial market indicators, Capital market indicators, etc

Monetary unification multipliers

Current monetary unit into current Reals converter

Special series



Mark all Unmark all Add series **Search series** Add to new list



BCB Statistics Channels and Formats: Open Data Portal



Search data

- Popular tags
- financial-inclusion
 - credit-indicators
 - external-sector
 - economic-activity



Last updated

Exchange rates – daily bulletins
Concept: Daily bulletin time series available since 2/1/2002, for the Euro, and since 28/11/1984, for the other...
[HTML](#) [API](#) [OData](#) [JSON](#)

Reserve Requirements and Obligatory Reserve - P...
This table, updated monthly or according to the publication of new rules, contains the current list of reserve...
[PDF](#) [CSV](#)

SPB (Brazilian Payment System) timetable
This table shows the operating hours during which messages from the Catálogo de Serviços do

Popular

Exchange rates – daily bulletins
Concept: Daily bulletin time series available since 2/1/2002, for the Euro, and since 28/11/1984, for the other...
[HTML](#) [API](#) [OData](#) [JSON](#)

Ranking of Financial Institutions by Index of C...
Ranking of Institutions by Index of Complaints The ranking of claims consolidates the citizens claims against...
[JSON](#) [CSV](#)

Balance Sheets (Financial Institutions and Cong...
Description The balance sheet files are provided monthly or quarterly, depending on the financial

BCB Statistics Channels and Formats: Open Data Portal

The screenshot shows the Banco Central do Brasil Open Data Portal. The browser address bar displays the URL: `opendata.bcb.gov.br/dataset?q=&tags=external-sector&sort=views_recent+desc`. The page header features the BCB logo and a breadcrumb trail: `Home > Datasets`. On the left, there are filter panels for Organizations (BCB/Depec, 55), Groups (Economy and finance, 55), Tags (external-sector, 55), Formats (CSV, HTML, JSON, wsd, 55), and Licenses (Open Data Commons O..., 55). The main content area includes a search bar with the text "Search datasets...", a search icon, and a dropdown menu set to "Order by Popular". Below the search bar, it indicates "55 datasets found" and shows the active tag "external-sector". The first three search results are displayed:

- Exchange rate - Free - United States dollar (buy)**
Concept: For the sake of time series organization, exchange rates have been grouped in two segments: I – Administered or free rates, covering the whole period since 1899, and II...
Formats: JSON, CSV, wsd, HTML
- Primary income - monthly - debit**
Concept: Primary income indicates the amounts to pay or receive in exchange for the temporary use of financial resources, work, or nonproduced nonfinancial assets (i.e....
Formats: JSON, CSV, wsd, HTML
- International reserves - Liquidity concept - Total - daily**
Concept: International reserves - liquidity concept - are those external assets that are readily available to and controlled by the Banco Central do Brasil for meeting balance...
Formats: JSON, CSV, wsd, HTML

The fourth result, "Portfolio investment - Net incurrence of liabilities - monthly - outflows", is partially visible at the bottom of the page.

BCB Statistics Channels and Formats: Open Data Portal

← → ↻ bcb.gov.br/estabilidadefinanceira/scrdata?dataIn=2012-06-01&dataFim=2023-06-30&uf_filtro=Todas&cnaeocup_filtro=Todos&porte_filtro=To... 🔍 📄 ☆ ⚙️ 🏠 👤 ⋮

ACESSIBILIDADE ALTO CONTRASTE ENGLISH

Acesso à informação Política monetária Estabilidade financeira BANCO CENTRAL DO BRASIL Estatísticas Cédulas e moedas Publicações e pesquisa 🔍

Home > Estabilidade financeira > Sistema Financeiro Nacional > Sistemas e Informações ao BC > Sistema de Informações de Créditos (SCR) > SCR.data - Painel de Operações de Crédito

Metodologia Portal de Dados Abertos Perguntas frequentes Tutorial

Filtros

Período: 06/2012 - 06/2023

Tipo de cliente: Todos

Modalidade: Todas

UF: Brasil

CNAE ou Ocupação: Todos

Porte dos clientes: Todos

Origem de recursos: Todas

Indexador da operação:

Carteira

Período	Carteira (R\$ tri)
Jun 2012	2,0
Jun 2013	2,5
Jun 2014	2,8
Jun 2015	3,0
Jun 2016	3,1
Jun 2017	3,0
Jun 2018	3,1
Jun 2019	3,2
Jun 2020	3,5
Jun 2021	4,2
Jun 2022	4,8
Jun 2023	5,5

Ativo Problemático

Período	Ativo Problemático (%)
Jun 2012	6,0
Jun 2013	5,8
Jun 2014	5,5
Jun 2015	5,8
Jun 2016	7,8
Jun 2017	8,0
Jun 2018	7,5
Jun 2019	7,2
Jun 2020	7,5
Jun 2021	6,8
Jun 2022	6,5
Jun 2023	7,5

BCB Statistics Channels and Formats: Linktree

BC no Instagram

BC no Twitter

BC no YouTube

BC no LinkedIn

BC no Telegram

Telegram do Aprender Valor

BC no Facebook

BCB Statistics Channels and Formats: Facebook

[Link to website](#) →

 Banco Central do Brasil ✓
11 h · 🌐

Destaques do #Focus de 08/09/2023
Confira as projeções do mercado para a #economia brasileira:
<https://www.bcb.gov.br/publicacoes/focus>
#ipca #selic #cambio #pib

Índice	2023	2024
IPCA (%)	4,93 ▲	3,89 ▲
PIB (var. %)	2,64 ▲	1,47 ▲
CÂMBIO (R\$/US\$)	5,00 ▲	5,02 ▲
SELIC (% a.a.)	11,75 =	9,00 =

▲ Aumento ▼ Diminuição = Estabilidade

fin de período meta fim de período

 BANCO CENTRAL DO BRASIL

 Banco Central do Brasil ✓
4 de setembro às 10:35 · 🌐

Os dados destacados no #Focus permitem que o mercado, as empresas e os cidadãos conheçam as projeções do mercado para os principais índices macroeconômicos, como #inflação, #câmbio e taxa #Selic.

Isso auxilia no planejamento das ações de curto, médio e longo prazos.

Saiba mais: [bcb.gov.br/publicacoes/focus](https://www.bcb.gov.br/publicacoes/focus)

Você sabe o que é o Relatório Focus?

É um documento que apresenta as medianas das expectativas de mercado coletadas pelo Banco Central para as principais variáveis macroeconômicas.



De onde surgem esses dados?

As informações são enviadas por bancos, gestoras de recursos, corretoras, distribuidoras, consultorias e associações de classe. Cento e setenta instituições colaboram com o BC informando suas projeções.



Como o BC chega a um relatório final?

Todo dia útil, às 17h, as projeções informadas nos últimos 30 dias são consolidadas, gerando estatísticas do dia para cada índice. O Focus é um resumo desses resultados.



Quando o Focus é divulgado?

Todas as segundas-feiras, às 8h30.



BCB Statistics Channels and Formats: X (former Twitter)

 Banco Central BR @BancoCentralBR · 11 de jul
O @ibgecomunica divulga o IPCA de junho.



BANCO CENTRAL DO BRASIL

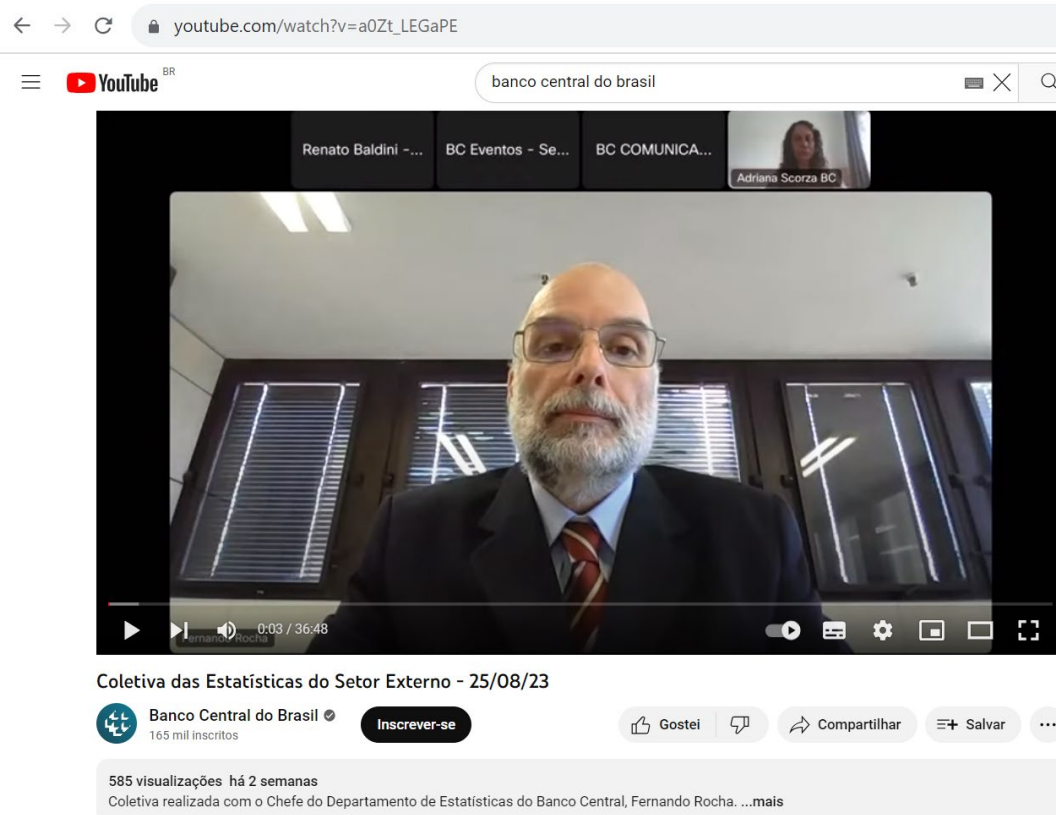
INFLAÇÃO DOS ÚLTIMOS 12 MESES FECHA EM 3,16%

Mês	Índice Nacional de Preços ao Consumidor Amplo (IPCA) acumulado nos últimos 12 meses
Jun 22	11,89
Jul 22	10,07
Ago 22	8,73
Sep 22	7,17
Out 22	6,47
Nov 22	5,9
Dez 22	5,79
Jan 23	5,77
Fev 23	5,6
Mar 23	4,65
Abr 23	4,18
Mai 23	3,94
Jun 23	3,16

Índice Nacional de Preços ao Consumidor Amplo (IPCA) acumulado nos últimos 12 meses. Fonte: IBGE

48 87 391 30,8 mil

BCB Statistics Channels and Formats: YouTube



☹️ 0.6k views... ☹️



BC te Explica (CB explains it to you):

- [Brazilian CPI](#): 2.5k views.
- [Focus Report](#): 4.5k views.
- [Market Expectations](#): 13k views.
- And more to come...

Challenges

- Enhancing these aspects and ensuring that they lead to the serviceability of data presents some **challenges**, such as:
- Identifying the target audiences;
- Pairing target audiences with the correct **mix of format/channel/statistics**;
- Identifying the most **cost-effective** initiatives;
- Ensuring that the format/channel/type of data are a **means to an end**, not an end in itself (careful with the “novelty frenzy”); and
- Maintaining the **focus of compilers on the quality of statistics**, first and foremost.

New Channels, New Approaches, New Data Formats

Fernando Rocha
Department of Statistics (DSTAT)
Banco Central do Brasil (BCB)

Santiago, September 27, 2023